

# 6.40 - Document counters, automatic computations based on metadata

1 April 2025

---

## File types: pages and words counting

This nice feature allows editorial offices to configure automatic counters. Typically, counting the number of pages of a manuscript when the author submits. You can set up the configuration at the file type level:

## Counter settings

You may define here several counters for a given file type. Any counter will yield a integer value (number).

Keep in mind the following:


- Counters will be triggered only on unique files.
- Counters will be triggered only on PDF files.
- By default, counters are triggered only on the first version.
- Computed values must be stored on an integer custom field.

Counter

Number of appendix pages

Custom field

Number of appendix pages





Counter

Number of main pages

Custom field

Number of main pages





Trigger counters on revision

*If this option is activated, the counter(s) will also be triggered on revisions.*

To use this, you must use custom fields in parallel to store the computed values.

---

## Auto-computation

Nestor can now perform an automatic computation on a given article, taking different metadata as input. For now, the computation is executed when the article is first submitted. If you are interested, please get in touch with us.

For example, you need to send an invoice to your author taking into account the following fees and discount:

- 100€ /page
- The article has 50 pages (can be counted with the feature above)
- The author is affiliated to a sponsoring institute and thus will benefit from a 30% discount.

When the article is first submitted, Nestor can now compute the following automatically:  
(50 x 100) x30%.

The returned value (1500€ in the example) can be stored in a "Page charges" metadata field.

---

## Metadata drawer

If your journal uses a lot of custom fields, the metadata module can take up a lot of space. To prevent this, we have implemented a small drawer to mask some metadata fields:


Original

---

**Version information**

---

<b>Date of receipt</b>	11/04/2025
<b>Article type</b>	regular paper
<b>title label</b>	1100 days in the life of the supernova 2018ibb --- The best pair-instability supernova candidate, to date
<b>section label</b>	2. Astrophysical processes
<b>Highlight</b>	Empty
<b>Online data at CDS</b>	Empty
<b>Number of appendix pages</b>	Empty
<b>Number of main pages</b>	Empty
<b>subscription</b>	<input type="radio"/> No
<b>sponsorship</b>	<input type="radio"/> No



If you want to mask specific fields, this is done at the custom field level:

- Notifications
- All Notifications
- Advanced search
- Saved searches
- GENERAL SETTINGS
- E-mail Templates
- Automatic reminders
- Admin Settings
- Production transfer
- Expertise fields
- ARTICLES MANAGEMENT
- Article types
- File Types
- Submission Instructions
- Sections
- Topical Issues
- Custom Fields
- Flags
- Questionnaires
- Recommendations

ARTICLE TYPE	ORIGINAL VERSION	REVISION
Letter	Reserved to editor	Reserved to editor
regular paper	Reserved to editor	Reserved to editor
erratum	Reserved to editor	Reserved to editor
Review article	Reserved to editor	Reserved to editor

METADATA MODULE VISIBILITY SETTINGS

Mask in metadata drawer

*This setting will mask the field in a convenient drawer. This setting is especially useful to mask clerical fields, which can take up a lot of space. The metadata remains visible by simply opening the drawer.*

Visibility by profile

- Editor-in-Chief
- Editor-in-Chief Letters
- Managing Editor
- Associate Editor
- Main Language Editor
- Language Editor
- Editorial assistant
- Editorial Office
- Production Office

[Back to the list](#) [Save](#)

Revision #3

Created 13 May 2025 07:46:58 by Nestor

Updated 22 April 2026 07:33:20 by Nestor