

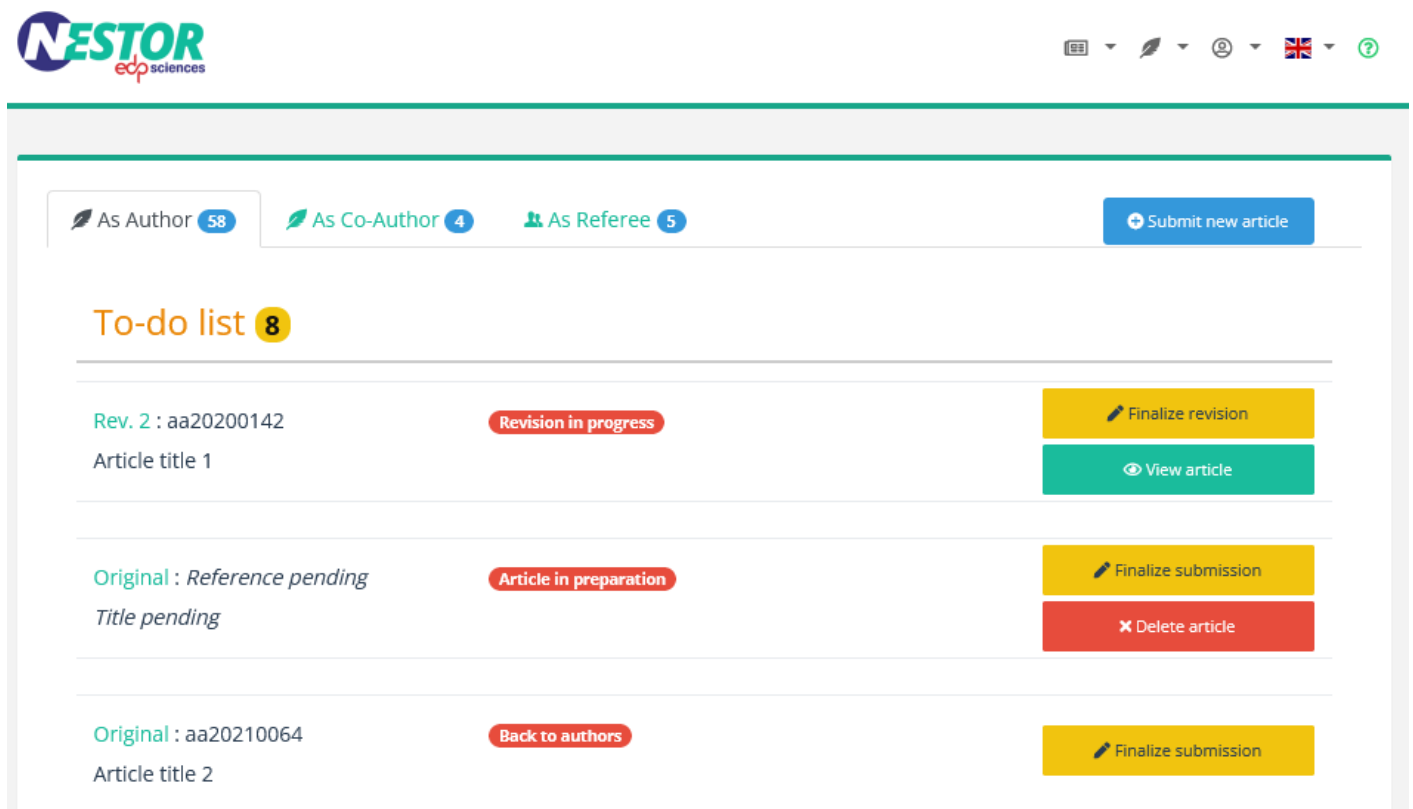
4.00 - Author and referee dashboards, mail template filters

6 December 2022

Major updates

- Author/referee dashboards

Thanks to your feedback, dashboard information has been lightened and clarified, relevant actions are now easier to find.



The screenshot displays the NESTOR ecp sciences dashboard. At the top left is the logo for NESTOR ecp sciences. On the top right, there are navigation icons for a grid, a leaf, a person, a flag (UK), and a help icon. Below the header, there are three tabs: 'As Author' with 58 items, 'As Co-Author' with 4 items, and 'As Referee' with 5 items. A blue button labeled 'Submit new article' is located on the right. The main section is titled 'To-do list' with a yellow badge showing the number 8. It contains three rows of article information:

Article ID	Status	Actions
Rev. 2 : aa20200142 Article title 1	Revision in progress	Finalize revision View article
Original : Reference pending Title pending	Article in preparation	Finalize submission Delete article
Original : aa20210064 Article title 2	Back to authors	Finalize submission

- Referee interface

At long last, referees now have access to their completed reports.

The screenshot displays a user interface for a referee. At the top, there are three tabs: 'As Author' with 58 items, 'As Co-Author' with 4 items, and 'As Referee' with 5 items. Below the tabs, there are three sections: 'Pending invitations' (0), 'Expected reports' (2), and 'Completed reports' (3). The 'Expected reports' section contains two entries, each with a 'Submit your report' button. The 'Completed reports' section contains three entries, each with a 'View reports' button. A red arrow points to the first 'View reports' button in the 'Completed reports' section.

Section	Item	Count	Action
As Author		58	
As Co-Author		4	
As Referee		5	
Pending invitations		0	
Expected reports	Original : aa-2022-0106 Article title 1		Submit your report
	Rev. 1 : aa-2022-0101-e Article title 2		Submit your report
Completed reports	Original : aa20200136 Article title 3		View reports
	Rev. 3 : aa20200074 Article title 4		View reports
	Original : aa20220089 Article title 5		View reports

- Mail configuration: user events can now trigger automatic messages in parallel.

At the moment, the feature is limited to editor assignment:

- the EIC assigns and contact an editor to handle an article
- in parallel, the author receives an automatic warning, so that he knows the article is being handled.

We intend to generalize this feature to other events.

For example, acceptance/rejection could trigger automatic thank you mails to referees.

Please do not hesitate to share your ideas by replying to this message.

E-MAIL TEMPLATE

E-mail event

ARTICLE ASSIGNED

Select type of e-mail

Editable e-mail
Automated e-mail

- Mail configuration: filter available messages according to editor profile.

Nestor was designed so that editors have only access to mail templates relevant to their profile rights.

However, we realized access to a template is sometimes linked to the profile, not to any right in particular.

This is particularly relevant for templates with no direct impact on workflow, such as free letters. For this reason, some events now offer the possibility to restrict access of the template according to the profile.

E-MAIL TEMPLATE

E-mail event

MESSAGE FROM EDITOR TO AUTHOR

Name

(max 200 characters)

Allow access to editor profiles

This menu defines which editor profiles have access to this template. By default, all profiles have access to the template. Use ctrl to unselect multiple profiles.

Editor-in-Chief
Editor-in-Chief Letters
Associate Editor
Guest Editor

- Performance optimization


Page loading times have been improved in the whole system.

This will be felt especially when your dashboard is heavily crowded, or if your journal has a lot of articles.


Minor updates

- Pending submissions

Pending submissions are now accessible via advanced search. They will appear with a "pending" reference. Those submissions are being edited by the author, be careful when you access them!



The screenshot shows a search results page for 'SAVED SEARCH: IN_PREPARATION'. It features a table with columns for Reference, Article Type, Revision, Author, and Status. There are 4 total entries, all with a status of 'Article in preparation'. The first entry has a 'Pending' reference. The last entry has a 'Pending' reference with a yellow envelope icon.

Reference	Article Type	Revision	Author	Status
Pending		Original	Nicolas Deso	Article in preparation
Pending	regular paper sans compilation	Original	Nicolas Boes3	Article in preparation
Pending	regular paper sans compilation	Original	Nicolas Boes16	Article in preparation
Pending 		Original	Nicolas Boes	Article in preparation

- Inactive editors rights

As of 4.00, inactive editors will not benefit from administration rights attached to their profile. They will keep the benefit of article-related rights.

This is useful when an EIC steps down, but needs to finish working on his last articles.

- Mail configuration: HTML deeplinks

We have prepared new variables to insert in mail templates.

When used, these variables will generate a *clickable* article link to the recipient of the message.

This will save a few copy/pastes.

E-mail template

Editor toolbar: Undo, Redo, Formats, Bold (B), Italic (I), Bulleted list, Numbered list, Link.

Placeholder 1: `{{author.article.link}}`

Placeholder 2: `{{editor.article.link}}`

Possible variables

Author variables

- Author title
- Author first name
- Author last name
- Author full name
- Author e-mail address
- Author article link
- Author due date
- Calculated author due date
- Co-author title
- Co-author first name
- Co-author last name
- Co-author email
- Co-Author contribution deeplink

Editor variables

- Editor title
- Editor first name
- Editor last name
- Editor full name
- Editor e-mail address
- Editor article link
- Editor profile
- Editor due date
- Calculated editor due date

Current Editor variables

- Current Editor title
- Current Editor first name
- Current Editor last name

- Co-author validation workflow

Co-authors now must click on a single link to acknowledge/decline their contribution.

This change was necessary to circumvent technical issues related to recipient mail servers.

Revision #4

Created 25 January 2023 10:24:38 by Nestor

Updated 15 June 2026 09:35:45 by Nestor